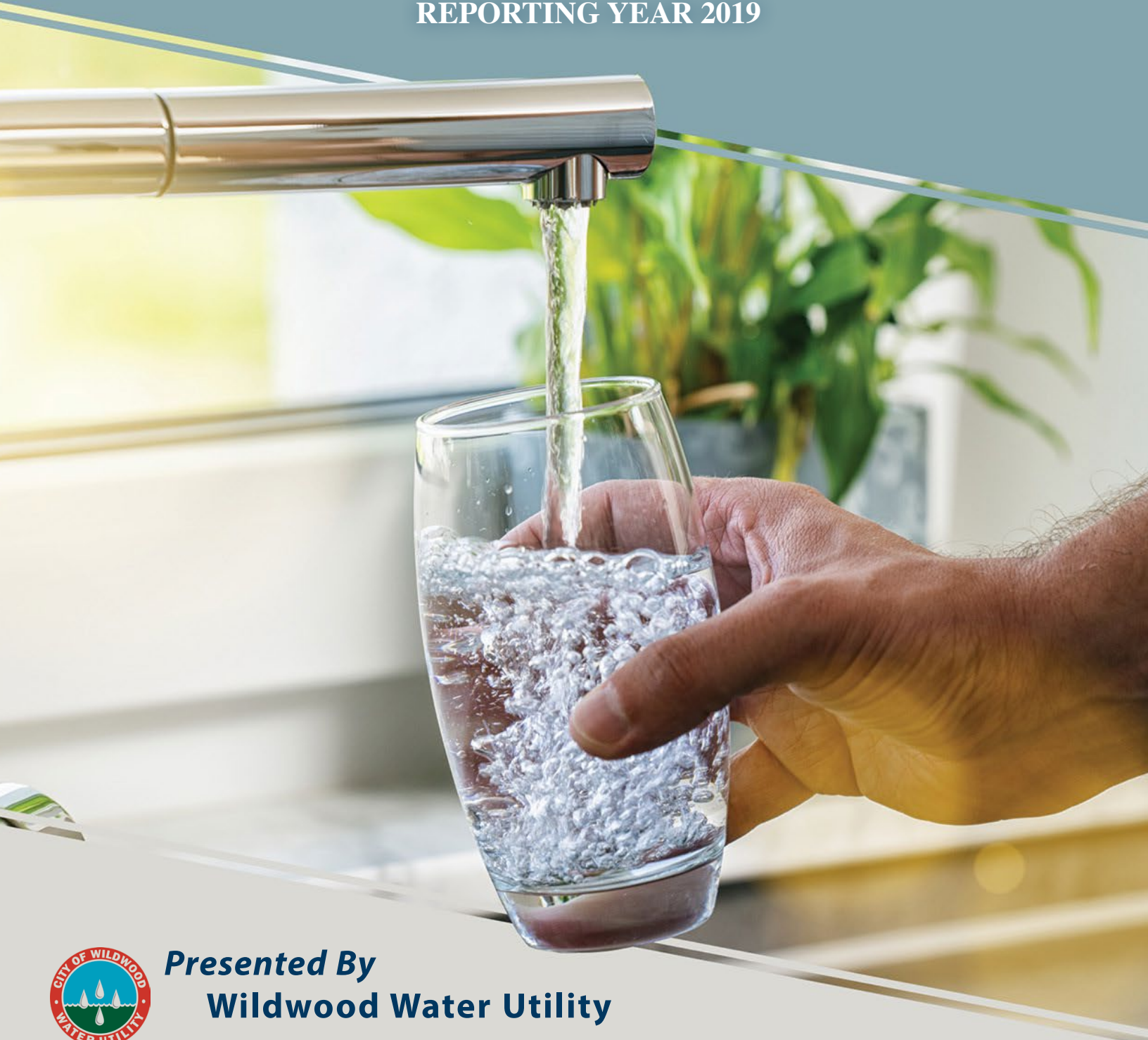


# ANNUAL WATER QUALITY REPORT

REPORTING YEAR 2019



***Presented By***  
**Wildwood Water Utility**

## Our Mission Continues

We are once again pleased to present our annual water quality report covering all testing performed between January 1 and December 31, 2019. Over the years, we have dedicated ourselves to producing drinking water that meets all state and federal standards. We continually strive to adopt new methods for delivering the best-quality drinking water to you. As new challenges to drinking water safety emerge, we remain vigilant in meeting the goals of source water protection, water conservation, and community education while continuing to serve the needs of all our water users.

Please remember that we are always available should you ever have any questions or concerns about your water.

For more information about this report, or for any questions relating to your drinking water, please call Michael McIntyre, Wildwood Water Utility Director, at (609) 846-0600.

## Where Does My Water Come From?

Our water comes from wells at the Rio Grande Pumping Station located on Route 47 in Middle Township. These wells draw water from the Estuarine, Cohansey, and Kirkwood Aquifers. The New Jersey Department of Environmental Protection (NJDEP) has completed and issued the Source Water Assessment Report and Summary for this public water system, which is available at [www.state.nj.us/dep/swap/](http://www.state.nj.us/dep/swap/) or by contacting NJDEP's Bureau of Safe Drinking Water at (609) 292-5550 or [watersupply@dep.nj.gov](mailto:watersupply@dep.nj.gov). You may also contact your public water system at (609) 846-0600.

## Lead in Home Plumbing

If present, elevated levels of lead can cause serious health problems, especially for pregnant women and young children. Lead in drinking water is primarily from materials and components associated with service lines and home plumbing. We are responsible for providing high-quality drinking water, but we cannot control the variety of materials used in plumbing components. When your water has been sitting for several hours, you can minimize the potential for lead exposure by flushing your tap for 30 seconds to two minutes before using water for drinking or cooking. If you are concerned about lead in your water, you may wish to have your water tested. Information on lead in drinking water, testing methods, and steps you can take to minimize exposure is available from the Safe Drinking Water Hotline at (800) 426-4791 or at [www.epa.gov/safewater/lead](http://www.epa.gov/safewater/lead).

## Alerts

Sign up for CODE RED to receive alerts for hydrant flushing, main break notifications, etc., at [www.wildwoodnj.org](http://www.wildwoodnj.org). Also, please be sure that the water utility has a phone number in the system to contact you in case of an emergency, such as a leak notification.

## Substances That Could Be in Water

To ensure that tap water is safe to drink, the U.S. EPA prescribes regulations limiting the amount of certain contaminants in water provided by public water systems. U.S. Food and Drug Administration regulations establish limits for contaminants in bottled water, which must provide the same protection for public health. Drinking water, including bottled water, may reasonably be expected to contain at least small amounts of some contaminants. The presence of these contaminants does not necessarily indicate that the water poses a health risk.

The sources of drinking water (both tap water and bottled water) include rivers, lakes, streams, ponds, reservoirs, springs, and wells. As water travels over the surface of the land or through the ground, it dissolves naturally occurring minerals, in some cases radioactive material, and substances resulting from the presence of animals or from human activity. Substances that may be present in source water include:

Microbial Contaminants, such as viruses and bacteria, which may come from sewage treatment plants, septic systems, agricultural livestock operations, or wildlife;

Inorganic Contaminants, such as salts and metals, which can be naturally occurring or may result from urban stormwater runoff, industrial or domestic wastewater discharges, oil and gas production, mining, or farming;

Pesticides and Herbicides, which may come from a variety of sources such as agriculture, urban stormwater runoff, and residential uses;

Organic Chemical Contaminants, including synthetic and volatile organic chemicals, which are by-products of industrial processes and petroleum production and may also come from gas stations, urban stormwater runoff, and septic systems;

Radioactive Contaminants, which can be naturally occurring or may be the result of oil and gas production and mining activities.

In order to ensure that tap water is safe to drink, U.S. EPA prescribes regulations that limit the amount of certain contaminants in water provided by public water systems. Food and Drug Administration regulations establish limits for contaminants in bottled water, which must provide the same protection for public health. For more information about contaminants and potential health effects, call the U.S. EPA's Safe Drinking Water Hotline at (800) 426-4791.



## Susceptibility Ratings for Wildwood City Water Department Sources

The table below illustrates the susceptibility ratings for the seven contaminant categories (and radon) for each source in the system. The table provides the number of wells and intakes that rated high (H), medium (M), or low (L) for each contaminant category. For susceptibility ratings of purchased water, refer to the specific water system's source water assessment report.

The seven contaminant categories are defined at the bottom of this page. DEP considered all surface water highly susceptible to pathogens; therefore, all intakes received a high rating for the pathogen category. For the purpose of Source Water Assessment Program, radionuclides are more of a concern for groundwater than surface water. As a result, surface water intakes' susceptibility to radionuclides was not determined and they all received a low rating.

If a system is rated highly susceptible for a contaminant category, it does not mean a customer is or will be consuming contaminated drinking water. The rating reflects the potential for contamination of source water, not the existence of contamination.

Public water systems are required to monitor for regulated contaminants and to install treatment if any contaminants are detected at frequencies and concentrations above allowable levels. As a result of the assessments, DEP may customize (change existing) monitoring schedules based on the susceptibility ratings.

SOURCES	PATHOGENS			NUTRIENTS			PESTICIDES			VOLATILE ORGANIC COMPOUNDS			INORGANICS			RADIO-NUCLIDES			RADON			DISINFECTION BYPRODUCT PRECURSORS			
	H	M	L	H	M	L	H	M	L	H	M	L	H	M	L	H	M	L	H	M	L	H	M	L	
Wells - 17			17			17			17			17			17			17			17	17			
GUID-0																									
Surface water intakes-0																									

**Pathogens:** Disease-causing organisms such as bacteria and viruses. Common sources are animal and human fecal wastes.

**Nutrients:** Compounds, minerals, and elements that aid growth, which are both naturally occurring and man-made. Examples include nitrogen and phosphorus.

**Volatile Organic Compounds:** Man-made chemicals used as solvents, degreasers, and gasoline components. Examples include benzene, methyl tertiary butyl ether (MTBE), and vinyl chloride.

**Pesticides:** Man-made chemicals used to control pests, weeds, and fungus. Common sources include land application and manufacturing centers of pesticides. Examples include herbicides such as atrazine and insecticides such as chlordane.


**Inorganics:** Mineral-based compounds that are both naturally occurring and man-made. Examples include arsenic, asbestos, copper, lead, and nitrate.

**Radionuclides:** Radioactive substances that are both naturally occurring and man-made. Examples include radium and uranium.

**Radon:** Colorless, odorless, cancer-causing gas that occurs naturally in the environment. For more information, go to <http://www.nj.gov/dep/rpp/radon/index.htm> or call (800) 648-0394.

**Disinfection By-product Precursors:** A common source is naturally occurring organic matter in surface water. Disinfection by-products are formed when the disinfectants (usually chlorine) used to kill pathogens react with dissolved organic material (for example, leaves) present in surface water.

Please share this information with all the other people who drink this water, especially those who may not have received this notice directly (for example, people in apartments, nursing homes, schools, and businesses). You can do this by posting this notice in a public place or distributing copies by hand or mail.



## Test Results

The Wildwood Water Utility routinely monitors for many contaminants in your drinking water according to federal and state laws. The information in the data tables shows only those substances that were detected. Remember that detecting a substance does not necessarily mean the water is unsafe to drink; our goal is to keep all detects below their respective maximum allowed levels.

The state recommends monitoring for certain substances less than once per year because the concentrations of these substances do not change frequently. In these cases, the most recent sample data are included, along with the year in which the sample was taken.

We participated in the fourth stage of the EPA's Unregulated Contaminant Monitoring Rule (UCMR4) program by performing additional tests on our drinking water. UCMR4 benefits the environment and public health by providing the U.S. EPA with data on the occurrence of contaminants suspected to be in drinking water to determine if the U.S. EPA needs to introduce new regulatory standards to improve drinking water quality. Please contact us for more information on this program.

**Some people may be more vulnerable to contaminants in drinking water than the general population. Immunocompromised persons such as persons with cancer undergoing chemotherapy, persons who have undergone organ transplants, people with HIV/AIDS or other immune system disorders, some elderly, and infants may be particularly at risk from infections. These people should seek advice about drinking water from their health care providers. The U.S. EPA/CDC (Centers for Disease Control and Prevention) guidelines on appropriate means to lessen the risk of infection by *cryptosporidium* and other microbial contaminants are available from the Safe Drinking Water Hotline at (800) 426-4791.**

REGULATED SUBSTANCES <sup>1</sup>							
SUBSTANCE (UNIT OF MEASURE)	YEAR SAMPLED	MCL [MRDL]	MCLG [MRDLG]	AMOUNT DETECTED	RANGE LOW-HIGH	VIOLATION	TYPICAL SOURCE
Alpha Emitters (pCi/L)	2017	15	0	1.006	0.684–1.49	No	Erosion of natural deposits
Arsenic <sup>2</sup> (ppb)	2017	5	0	0.0025	NA	No	Erosion of natural deposits; Runoff from orchards; Runoff from glass and electronics production wastes
Barium (ppm)	2017	2	2	0.0040	NA	No	Discharge of drilling wastes; Discharge from metal refineries; Erosion of natural deposits
Chlorine (ppm)	2019	[4]	[4]	0.32	0.25–0.43	No	Water additive used to control microbes
Combined Radium (pCi/L)	2017	5	0	0.695	0.505–0.805	No	Erosion of natural deposits
Haloacetic Acids [HAAs] (ppb)	2019	60	NA	4.7	1.2–7.0	No	By-product of drinking water disinfection
Selenium (ppb)	2017	50	50	5.2	NA	No	Discharge from petroleum and metal refineries; Erosion of natural deposits; Discharge from mines
Tap water samples were collected for lead and copper analyses from sample sites throughout the community							
SUBSTANCE (UNIT OF MEASURE)	YEAR SAMPLED	AL	MCLG	AMOUNT DETECTED (90TH %ILE)	SITES ABOVE AL/TOTAL SITES	VIOLATION	TYPICAL SOURCE
Copper (ppm)	2017	1.3	1.3	0.186	0/32	No	Corrosion of household plumbing systems; Erosion of natural deposits
Lead (ppb)	2017	15	0	12.1	0/32	No	Corrosion of household plumbing systems; Erosion of natural deposits

## SECONDARY SUBSTANCES

SUBSTANCE (UNIT OF MEASURE)	YEAR SAMPLED	RUL	MCLG	AMOUNT DETECTED	RANGE LOW-HIGH	VIOLATION	TYPICAL SOURCE
Chloride (ppm)	2017	250	NA	51.83	34.4–68.1	No	Runoff/leaching from natural deposits
Iron (ppb)	2019*	300	NA	NA	NA	No	Naturally occurring
Manganese (ppb)	2019*	50	NA	NA	NA	No	Leaching from natural deposits
pH (Units)	2019	6.5–8.5	NA	7.6	7.4–7.8	No	Naturally occurring
Sodium (ppm)	2017	50	NA	42.1	12.9–52.2	No	Naturally occurring
Sulfate (ppm)	2017	250	NA	17.83	5.4–25.4	No	Runoff/leaching from natural deposits
Total Dissolved Solids (ppm)	2017	500	NA	275.43	200–490	No	Runoff/leaching from natural deposits
Zinc (ppm)	2017	5	NA	0.08	0.035–0.125	No	Runoff/leaching from natural deposits; Industrial wastes

## UNREGULATED SUBSTANCES

SUBSTANCE (UNIT OF MEASURE)	YEAR SAMPLED	AMOUNT DETECTED	RANGE LOW-HIGH	TYPICAL SOURCE
1-Butanol (ppb)	2019	3.88	2.09–3.88	NA
Bromide (ppb)	2018	173.1	36.0–864.0	Naturally occurring
Bromochloroacetic Acid (ppb)	2018	1.56	1.08–2.08	Distribution system
Bromodichloroacetic Acid (ppb)	2018	1.36	1.11–1.87	Distribution system
Butylated Hydroxyl Anisole (ppb)	2019	<0.0300	NA	Distribution system
Chlorodibromoacetic Acid (ppb)	2018	1.39	1.05–2.13	Distribution system
Dibromoacetic Acid (ppb)	2018	2.69	1.80–3.49	Distribution system
Dichloroacetic Acid (ppb)	2018	0.91	0.704–1.05	Distribution system
Manganese (ppb)	2018	32.81	11–32.81	Naturally occurring
Monobromoacetic Acid (ppb)	2018	0.34	0.30–0.41	Distribution system
o-Toluidine (ppb)	2019	<0.0070	NA	Distribution system
Quinoline (ppb)	2019	<0.0200	NA	Distribution system
Tribromoacetic Acid (ppb)	2018	2.01	2.01–2.01	Distribution system
Trichloroacetic Acid (ppb)	2018	1.43	1.34–1.49	Distribution system

<sup>1</sup> Under a waiver granted on December 30, 1998, by the State of New Jersey Department of Environmental Protection, our system does not have to monitor for synthetic organic chemicals or pesticides because several years of testing have indicated that these substances do not occur in our source water. The SDWA regulations allow monitoring waivers to reduce or eliminate the monitoring requirements for asbestos, volatile organic chemicals, and synthetic organic chemicals. Our system received monitoring waivers for synthetic organic chemicals and asbestos.

<sup>2</sup> Analyte was detected in method blank.

## Definitions

**90th %ile:** The levels reported for lead and copper represent the 90th percentile of the total number of sites tested. The 90th percentile is equal to or greater than 90 percent of our lead and copper detections.

**AL (Action Level):** The concentration of a contaminant which, if exceeded, triggers treatment or other requirements which a water system must follow.

**MCL (Maximum Contaminant Level):** The highest level of a contaminant that is allowed in drinking water. MCLs are set as close to the MCLGs as feasible using the best available treatment technology.

**MCLG (Maximum Contaminant Level Goal):** The level of a contaminant in drinking water below which there is no known or expected risk to health. MCLGs allow for a margin of safety.

**MRDL (Maximum Residual Disinfectant Level):** The highest level of a disinfectant allowed in drinking water. There is convincing evidence that addition of a disinfectant is necessary for control of microbial contaminants.

**MRDLG (Maximum Residual Disinfectant Level Goal):** The level of a drinking water disinfectant below which there is no known or expected risk to health. MRDLGs do not reflect the benefits of the use of disinfectants to control microbial contaminants.

**NA:** Not applicable

**pCi/L (picocuries per liter):** A measure of radioactivity.

**ppb (parts per billion):** One part substance per billion parts water (or micrograms per liter).

**ppm (parts per million):** One part substance per million parts water (or milligrams per liter).

**RUL (Recommended Upper Limit):** These standards are developed to protect aesthetic qualities of drinking water and are not health based.

## How Is My Water Treated?

To insure the continued quality of our water, we treat it with chlorine for disinfection and CP 767L for corrosion control and iron sequestering.

## About Our Violation\*


We are required to monitor your drinking water for specific contaminants on a regular basis. Results of regular monitoring are an indicator of whether your drinking water meets health standards. During 2019 we did not monitor or test or did not complete all monitoring or testing for iron and manganese and therefore cannot be sure of the quality of your drinking water during that time. We have corrected this oversight and will make every effort to ensure that all future required testing is performed.



## Water Conservation Tips

You can play a role in conserving water and save yourself money in the process by becoming conscious of the amount of water your household is using and looking for ways to use less whenever you can. It is not hard to conserve water. Here are a few tips:

- Automatic dishwashers use 15 gallons for every cycle, regardless of how many dishes are loaded. So get a run for your money and load it to capacity.
- Turn off the tap when brushing your teeth.
- Check every faucet in your home for leaks. Just a slow drip can waste 15 to 20 gallons a day. Fix it and you can save almost 6,000 gallons per year.
- Check your toilets for leaks by putting a few drops of food coloring in the tank. Watch for a few minutes to see if the color shows up in the bowl. It is not uncommon to lose up to 100 gallons a day from an invisible toilet leak. Fix it and you can save more than 30,000 gallons a year.
- Use your water meter to detect hidden leaks. Simply turn off all taps and water-using appliances. Then check the meter after 15 minutes. If it moved, you have a leak.



## Water Main Flushing (First Three Weeks of April)

Distribution mains (pipes) convey water to homes, businesses, and hydrants in your neighborhood. The water entering distribution mains is of very high quality; however, water quality can deteriorate in areas of the distribution mains over time. Water main flushing is the process of cleaning the interior of water distribution mains by sending a rapid flow of water through the mains.

The Wildwood Water Utility flushes its system in the first three weeks of April every year. During flushing operations in your neighborhood, some short-term deterioration of water quality, though uncommon, is possible. You should avoid tap water for household uses at that time. If you do use the tap, allow your cold water to run for a few minutes at full velocity before use and avoid using hot water to prevent sediment accumulation in your hot water tank.



## Variations and Exemptions

Under a waiver granted on December 30, 1998, by the State of New Jersey Department of Environmental Protection, our system does not have to monitor for synthetic organic chemicals or pesticides because several years of testing have indicated that these substances do not occur in our source water. The Safe Drinking Water Act regulations allow monitoring waivers to reduce or eliminate the monitoring requirements for asbestos, volatile organic compounds, and synthetic organic chemicals. Our system received monitoring waivers for synthetic organic chemicals and asbestos.